



Phonological Awareness

PA.038

Phoneme Isolating
Move and Tell

Objective

The student will isolate medial phonemes in words.

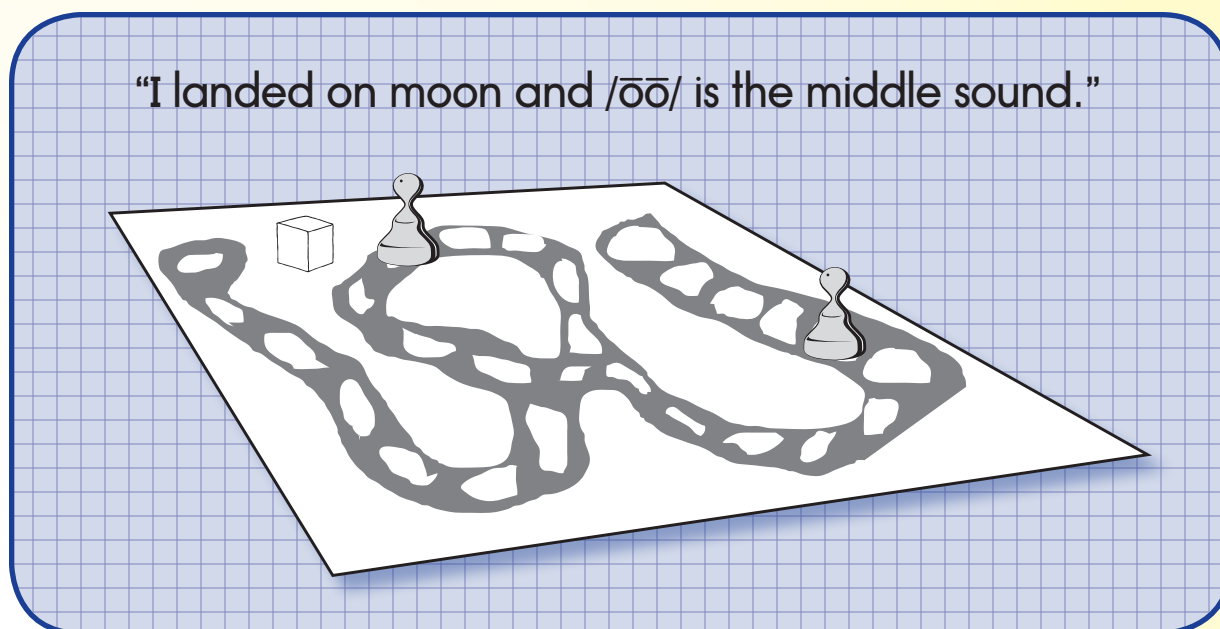
Materials

- ▶ Move and Tell game board (Activity Master PA.038.AM1a - PA.038.AM1b)
Copy on card stock, assemble, and laminate.
Note: Pictures on the game board are: six, rock, pan, hive, bug, cake, moon, fin, cheese, house, hook, cone, tree, chain, girl, kite, book, fish, glue, bed, rope, dice, purse, mouse, ant, shell, feet, fork, duck, mop, and bell.
- ▶ Number cube (Activity Master PA.008.AM3)
- ▶ Game pieces (e.g., counters)

Activity

Students isolate medial sounds of pictures while playing a board game.

1. Place Move and Tell game board and number cube on a flat surface. Place game pieces on the START space.
2. Taking turns, students roll the number cube and move game piece the number of spaces shown.
3. Name the picture on which it lands and say its medial sound (e.g., “moon, /ōō/”).
4. If correct, leave game piece on the space. If incorrect, place game piece back on the previous space.
5. Continue until both students reach the END space.
6. Peer evaluation



Extensions and Adaptations




- ▶ Make and play game using initial or final sound pictures (Activity Master PA.038.AM2a - PA.038.AM2b)

Phonological Awareness

Move and Tell

PA.038.AM1a

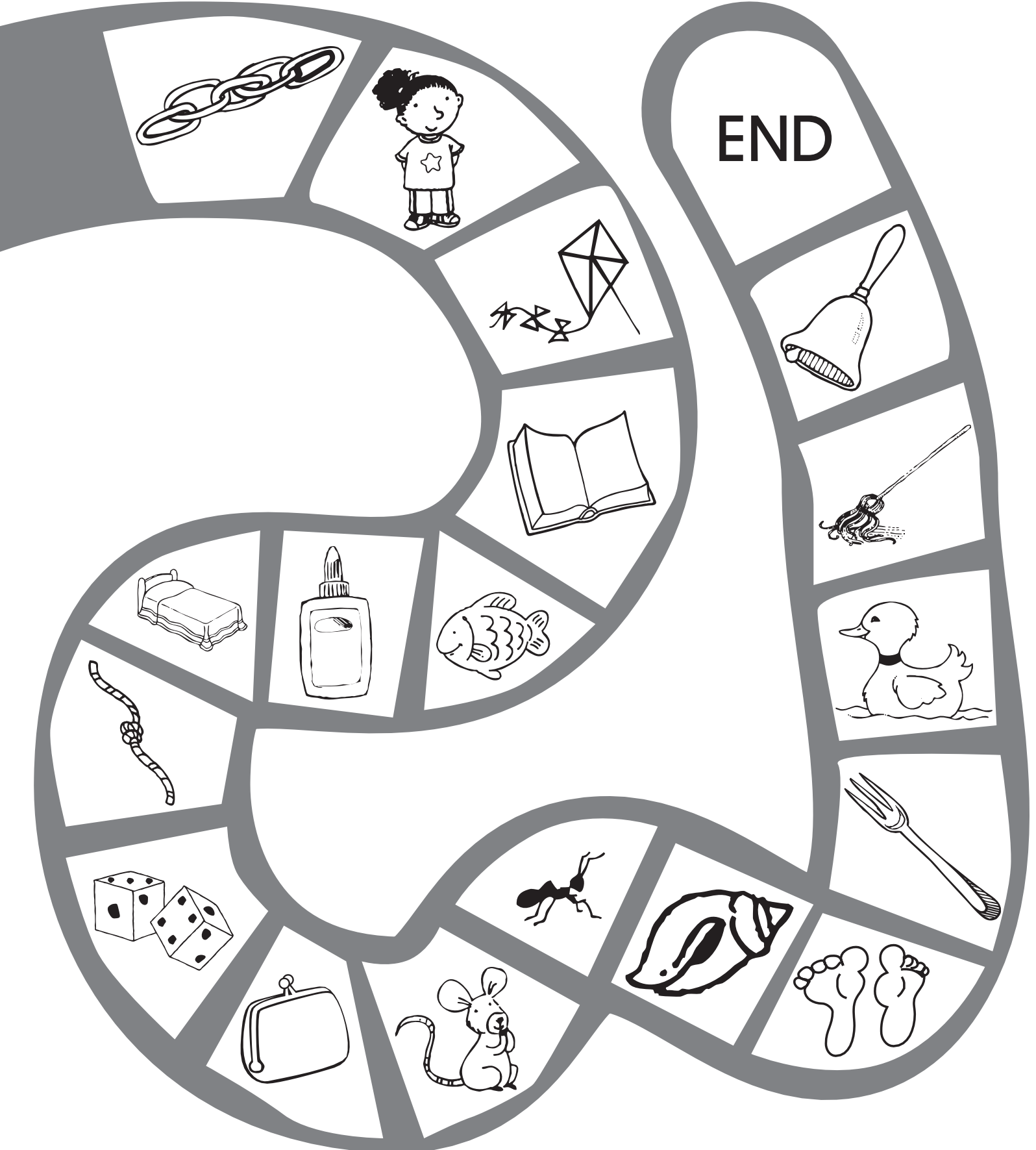
START



Phonological Awareness

PA.038.AM1b

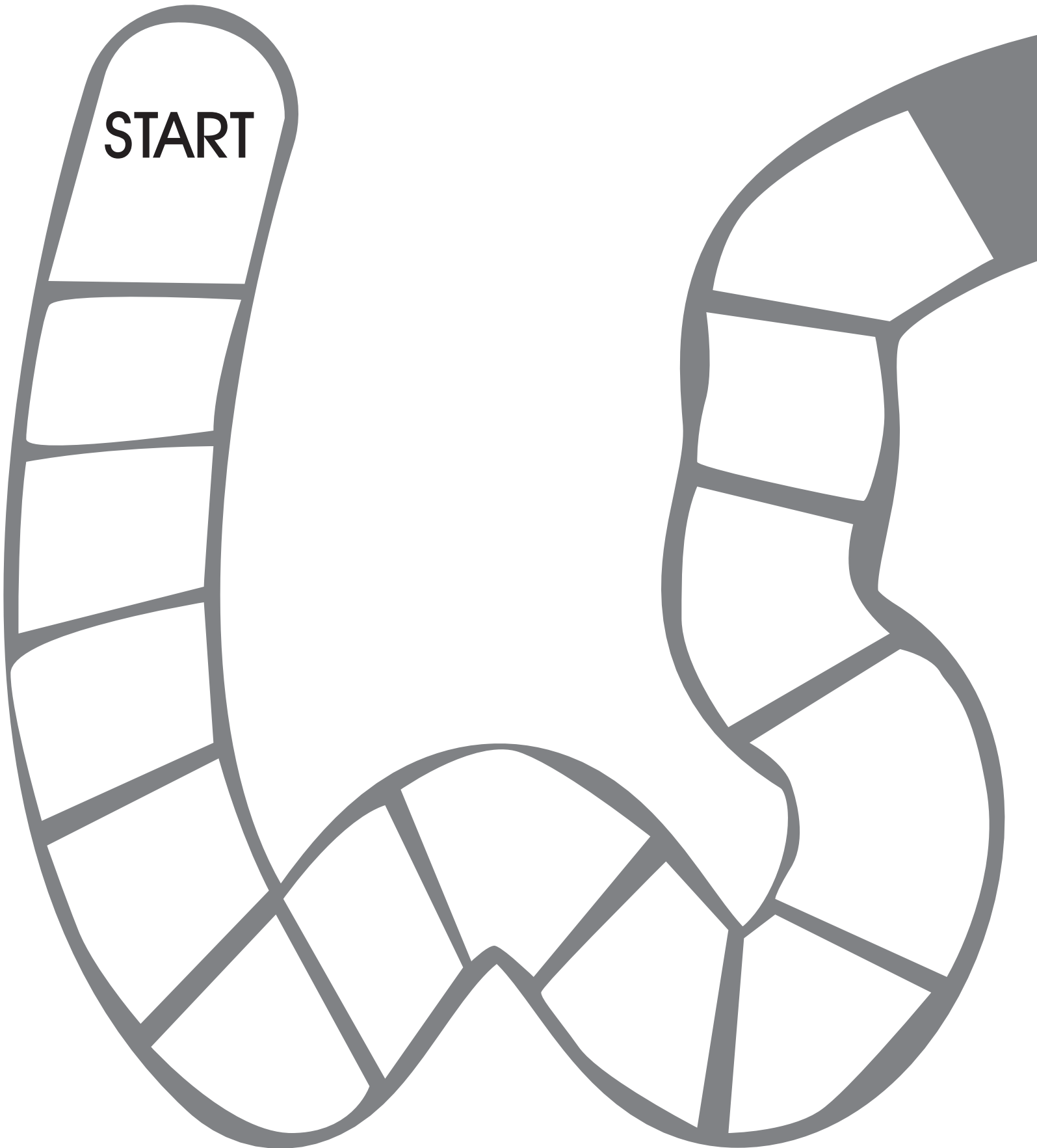
Move and Tell



Phonological Awareness

Move and Tell

PA.038.AM2a



Phonological Awareness

PA.038.AM2b

Move and Tell

