

Phonological Awareness



Phoneme Isolating

PA.039

Sound Quest



Objective

The student will isolate initial, final, and medial phonemes in words.



Materials

- ▶ Double-picture cards (Activity Master PA.039.AM1)
- ▶ Student sheet (Activity Master PA.039.SS)

Note: The head of the shark denotes the beginning sound, the body of the shark denotes the medial sound, and the tail denotes the final sound.


- ▶ Scissors
- ▶ Glue



Activity

Students sort pictures according to initial, medial, and final sounds.

1. Provide the student with a set of double-picture cards and a student sheet. Place scissors and glue at the center.
2. The student cuts out a double-picture card, names both pictures, and determines if the two pictures share the same initial, medial, or final sound (e.g., “soap, boat; both words have the same middle sound /ō/”).
3. Glues the card under the correct heading (i.e., the middle of the shark).
4. Continues until all double-picture cards are glued on student sheet.
5. Teacher evaluation







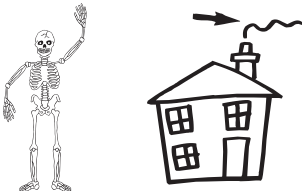


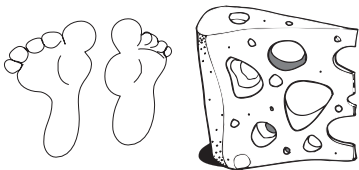

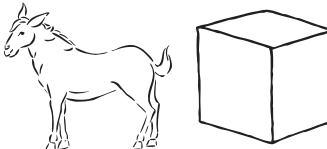





Extensions and Adaptations

- ▶ Illustrate other double-picture cards with matching initial, final, or medial phonemes sort.

Phonological Awareness

PA.039.AMI

Sound Quest

duck/dog
rooster/rainbow
grape/whale
mule/cube
mop/ship

marble/map
skeleton/smoke
feet/cheese
ax/box
stick/rock

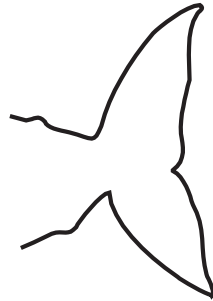
table/tractor
soap/boat
bike/five
bus/glass
elf/leaf



Name _____

Sound Quest

PA.039.SS



Blank space for writing or drawing.

Blank space for writing or drawing.

Blank space for writing or drawing.