



### The Last Sound Is...

#### **Objective**

The student will isolate final phonemes in words.

#### **Materials**





- ▶ Final sound objects

#### **Activity**

Students use final sound clues to identify objects.

1. Place final sound objects on a flat surface.
2. Taking turns, student one chooses and silently names an object. Isolates and says the final sound aloud (e.g., “Find the object that ends in /l/.”).
3. Student two looks at the objects and selects the one with the designated final sound. Names the object and says its final sound (i.e., “turtle, /l/”).
4. Reverse roles and continue until all objects are identified.
5. Peer evaluation

“Find the object that ends in /l/.”



#### **Extensions and Adaptations**

- ▶ Include several objects with the same final sound.
- ▶ Use initial sound objects.